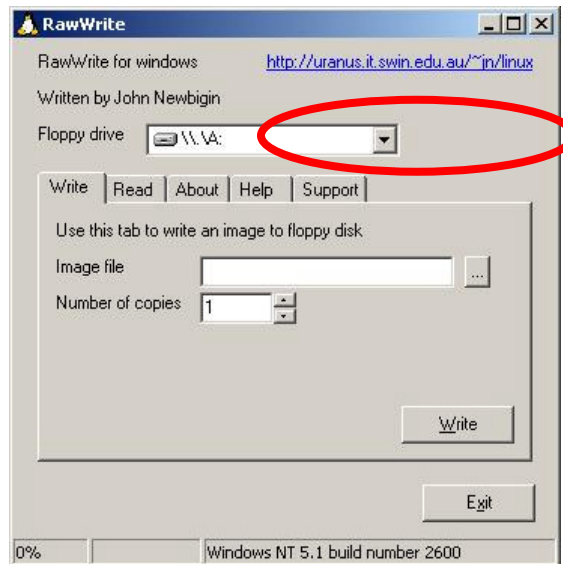




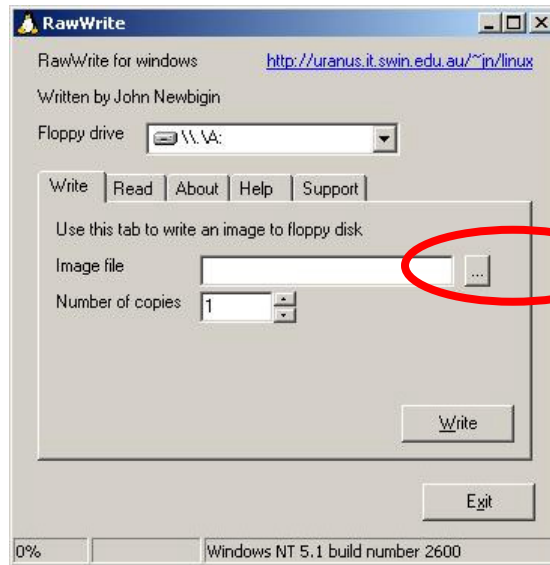
## Horizon Playback Controller Rev-A (With Fan) Firmware Upgrade Horizon Build 128

---

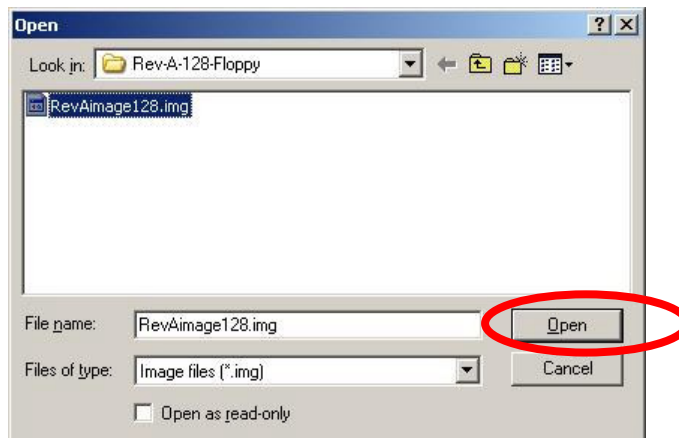
1. Download the firmware package from the Horizon Control website, to a PC.  
<http://www.horizoncontrol.com/download/Rev-A-128-Floppy.zip>
2. Extract the contents into a folder. (All files from the ZIP file must be in the same folder.)
3. Insert a floppy disk in the PC. (The disk will be automatically reformatted and erased).
4. Open the folder and double-click on "rawwritewin.exe"  
(This will run the disk writing utility.)
5. Select the floppy drive. (Should have defaulted to A)



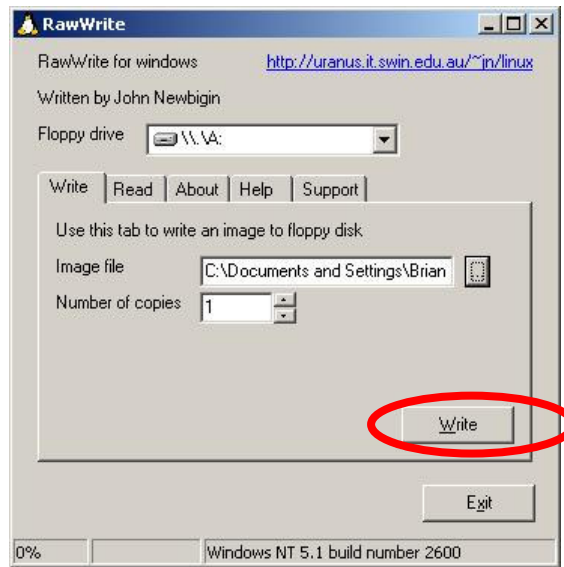
6. Click on the “...” Button to browse for the image file.



7. Browse for the image file, and click “Open”  
(Should be in the same folder as the Raw Write utility.)



8. Click the “Write” button to write the image to the floppy disk.



9. When the message appears, the disk is ready to be used.



10. Turn OFF the Horizon Playback Controller, and wait 10-15 seconds. (The power switch is located on the back side of the unit near the power cord.)
11. Place the floppy disk into the drive of the Horizon Playback Controller
12. Turn ON Horizon Playback Controller.
13. Wait until the activity light of the Floppy drive has turned off.  
(After the initial power on, the Horizon Playback Controller will boot from the floppy disk, and automatically copy the files to the internal storage. THE FILE COPY PROCESS NORMALLY TAKES ABOUT 2 MINUTES. DO NOT TAMPER WITH THE UNIT WHILE FILE COPYING IS IN PROGRESS.)
14. Turn OFF the Horizon Playback Controller, and wait 10-15 seconds.
15. Remove the floppy from the drive of the Horizon Playback Controller
16. Turn ON Horizon Playback Controller.
17. When the Horizon Playback Controller completes booting, it should be ready for use with Horizon Build 128.

Feel free to contact Horizon Technical Support with errors or questions.  
1-412-422-3100 Ext. 2  
support@horizoncontrol.com

---

Horizon Control Inc.  
5575 Pocusset Street  
Pittsburgh, PA 15217  
Phone: 412-422-3100  
Fax: 815-642-4103  
www.horizoncontrol.com